

## Wild Boys + female vox Technical Rider for overseas, Jan 2018

Telephone Steve on +44 (0)7776 127 468 with any queries.

If any of the items listed are not available and substitutions need to be made please clear with the band.

### **MAINS POWER SUPPLY IMPORTANT:**

**CHECK MAINS VOLTAGE/FREQUENCY SUPPLY PROVIDED MATCHES ALL EQUIPMENT PROVIDED  
PLEASE ALSO INFORM OF THE MAINS VOLTAGE & FREQUENCY BEING PROVIDED AND SPECIFY THE MAINS  
CONNECTOR TYPE, *i.e. European schuko, 230vac 50Hz, USA Nema mains plug, 120vac 60Hz, etc***

### ***CLIENT TO SUPPLY:***

#### **Front of house & Monitoring (PA-system)**

- 2 x Radio mic's- Sennheiser G3 Mic or Beta SM58 for both Main vocals
- 2 x SM58 for guitarist & keyboardist vocals (beta version preferred) Radio mic acceptable.
- 1 x mic for electric guitar amp (*NOTE: it is likely that the guitar-signal will be delivered as an XLR DI/speaker-emulated output located at the guitarists feet so please allow a long enough XLR cable*)
- Full microphone set suited the drum kit provided (*see drummer's rider below*)
- 3 x Quality IEM systems (vocalists x2 + guitarist) to be provided and in tested working condition. All systems to include wireless transmitters and belt packs with single 1/8" stereo jack out put. Devices must include optional volume-limiters (band will supply their own ear pieces)
- Sufficient spare batteries for all wireless units
- A small mixer with headphone out (for Drummer's in ear feed) minimum 4 channel. (ensure headphone output can supply 1/8" stereo jack)
- A Full-range front of house system consisting of power amps + speakers or active/powered units (bi/tri-amped) suited to the size of the venue.
- Yamaha LS9 16 channel mixing console (32 channel version acceptable) only if the band are operating the desk themselves otherwise a similar or better unit that the supplied sound-engineer prefers or personally specifies. (*see crew notes below*)
- Boom/angled microphone stands for all microphones listed or appropriate mountings for mics (ie drums mics)

#### **Crew and personnel**

- Unless the band have specified otherwise, it is expected that a sound-engineer (and lighting-engineer) be provided to support the band as part of the PA, stage and lighting provisions.
- Whether or not a crew and technical staff are provided, it will be expected that all equipment will be set-up and ready to use, including the stage, sound-system, lights and monitoring, etc.

**Main vocalists (male + female)**

- Vocal equipment listed in “PA-system, above” (wireless mics and radio-in-ear systems)
- Straight microphone stands for BOTH main vocalists

**Guitarist with vocals**

- Vocal equipment listed in “PA-system, above” (mics and radio-in-ear systems)
- Primary monitor: Floor-Wedge if no backline amp is used (see below) Additional monitoring by radio-in-ear system.
- Boom/angled microphone stands for vocals
- Half-stack or combo with minimum of 3 foot-switchable channels (clean/crunch/lead/etc) Min 50w
- Quality mono 1/4" Jack-to-jack cables of 6 metres minimum length x4

**PLEASE NOTE:**

It is likely that the guitarist will provide an all-in-one amp-simulator unit that only requires an XLR for its DI output.

This will be located at his feet, near the base of his microphone-stand. Optionally, this could be a stereo XLR pair.

**Bassist**

- Bass Amplifier - Preferably either a 2 x 10" or 1 x 15" combo amp or 4 x 10" speaker cab with suitable Bass amplifier head. Anything by Ampeg, EBS, MarkBass, Gallien Krueger
- Quality mono 1/4" Jack-to-jack cables of 6 metres minimum length x4
- Monitoring by floor-wedge

**Keyboardist**

- Keyboard supplied by player
- Vocal equipment listed in “PA-system, above”
- Monitoring by hard-wired IEM (XLR connector)
- Variable height keyboard stand
- 2 long x mono jack to male XLR (balanced)
- 2 x 4 way power extensions with long leads.

**Drummer**

- DI box with “thru” for Backing track (Band will provide backing ipad as playback device)
- 1/8” jack-stereo to 2x 1/4” mono jacks (for the ipad output)  
LEFT OUT=click to drummers mixer, RIGHT OUT=split feed to drummers-mixer and FOH *via DI box*
- Table or music stand for the ipad- positioned for drummer’s easy access
- Monitor by way of an ear-ear feed (XLR to drummers own mixing desk) and optional floor-wedge

**Drum kit** (Preferably branded drums, ie: DW, Tama, Pearl, Yamaha )

- 22" kick/bass drum x1
- 14" snare drum x1
- 13" (or additional) snare where possible
- 10" rack tom
- 12" rack tom
- 14" floor tom
- 16" floor tom

**Cymbals:**

- Hi-hats 14" x pair
- Crash cymbals x2 16/17" & 18/19 "
- Ride cymbal 20-22" x1
- Splash cymbal 10"

**Hardware**

- Appropriate hardware for all drums and cymbals
- hi-hat stand with clutch
- Crash Stands, boom-arm for all relevant cymbals
- bass drum pedal (preferably tama iron cobra single pedal) + a spare/back-up
- snare stand
- Tom mounts and floor tom legs.
- drum stool
- drum mat

**General equipment**

- Quality XLR cables of appropriate length for all microphones listed
- Appropriate cables to connect all items to the main mixing console (including: FOH system, monitors and equipment used by all performers-*see each members list*)
- Mains power cables for all equipment listed
- Adequate power outlets and/or extension leads for all equipment listed

**A safe and “clean” reliable power supply for all equipment listed****OTHER:*****Staging & lighting:***

Minimum stage size 7m wide x 5m deep. Drum Riser 600mm high 3m wide x 2.5m deep. The stage should be sturdy and level the carpet should be securely fitted.

Lighting suitable for the venue with operative or complete automation. Performers will not be able to control the lighting.

**DESK Channel list:****Inputs list**

Drums: kick  
Drums: snare 1  
Drums: snare 2  
Drums: Hi Rack Tom  
Drums: Lo Rack Tom  
Drums: Mid Floor Tom  
Drums: Low Floor Tom  
Drums: Ride  
Drums: HiHat  
Drums: OH L  
Drums: OH R  
iPad output

Vocal: main vox (male)  
Vocal: main vox (female)  
Vocal: guitar  
Vocal: keyboard

Guitar: DI out (mono/stereo)  
Bass: DI out  
Keyboard: output L  
Keyboard: output R

**Outputs list**

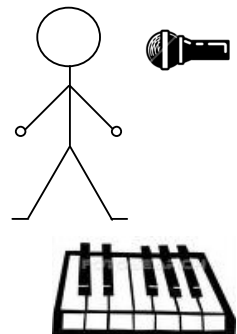
Drums: IEM/XLR  
Guitar: IEM/wedge  
Bass: wedge  
Vocals: IEM  
Keys: IEM/XLR

**STAGE PLAN**

220/240vac  
power outlet

**Guitar rig:**  
(As specified in spec sheet)

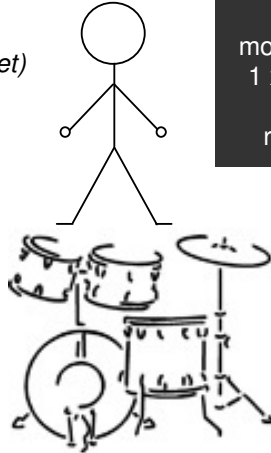
**Keyboard + vocals:**  
(As specified in spec sheet)



Keys monitor = XLR fed,  
hard-wired IEM (mono)

220/240vac  
power outlet

**Drums**  
(As specified in spec sheet)



Mini mixer

Drum wedge  
Optional


Drum monitor = XLR fed,  
hard-wired IEM (mono)

**iPad**  
mono output  
1 x 1/4" jack  
DI box  
required

220/240vac  
power outlet


**Bass:**

**Bass amp:**  
(As specified in spec sheet)




Performance area  
dimensions,  
(As specified in spec sheet)


**Guitar + backing-vocals:**  
(As specified in spec sheet)



**Main vocals, Male**  
(As specified in spec sheet)



**Main vocals, Female**  
(As specified in spec sheet)



Guitar monitor

220/240vac  
power outlet

Bass monitor

**Front of stage**